

# MOTORCYCLE BATTERIES

& ACCESSORIES



[WWW.LANDPORTBV.COM](http://WWW.LANDPORTBV.COM)



# OFFICIAL PARTNER

OF THE LIQUI MOLY INTACT GP MOTO2 TEAM



## TABLE

OF CONTENTS

### BATTERIES

LITHIUM BATTERIES LIFEP04 technology	4 - 5
HVT BATTERIES HVT technology	6 - 7
GEL BATTERIES GEL technology	8 - 9
SLA BATTERIES AGM technology	10 - 11
AGM BATTERIES AGM technology	12 - 13
DRY BATTERIES Conventional batteries	14 - 17
L&G BATTERIES Lawn & Garden batteries	18 - 19

### CHARGERS & ACCESSORIES

Chargers & Accessories	20 - 25
------------------------	---------

### BATTERY CROSSOVER LIST

Battery crossover list	26 - 29
------------------------	---------

### BATTERY APPLICATION LIST

<b>Moped, motorcycle &amp; scooter</b>	<b>30 - 207</b>
Adly - CF	30 - 55
Daelim - Fantic	55 - 66
Gasgas - Italjet	66-106
Kawasaki - MZ	106 - 148
Peugeot - Royalenfie	148 - 162
Sachs - Victory	162 - 191
Yamaha - Zündapp MC	191 - 207

Disclaimer and terms & conditions	208 - 209
-----------------------------------	-----------

# LFP

## MOTORCYCLE BATTERIES

### LITHIUM LIFEPO4 TECHNOLOGY

**ULTIMATE STARTING POWER. EXTREMELY LONG LIFE.**

Landport LFP is a starter battery with lithium LiFePO4 technology which features extreme cranking performance, superior cycle life and ultra-light weight. This battery is completely sealed and 100% maintenance free which makes it ultra-safe and ready to use. It can be installed in multiple positions, even upside down. Landport LFP has a low rate of self-discharge which makes it ideal for seasonal use and long-term storage. Landport LFP is the perfect choice for present and future generation motorcycles and powersports vehicles and is ideal for racing purposes. Available in a range of 8 batteries with only 3 different dimensions which together cover all common battery types (easy adapter pads included).



#### FEATURES

- LITHIUM LIFEPO4 TECHNOLOGY
- ULTIMATE STARTING POWER
- EXTREME CYCLE LIFE (UP TO 2.000 CHARGE CYCLES)
- ULTRA-LIGHT WEIGHT (1/3 OF SIMILAR LEAD-ACID BATTERY)
- VERY LOW SELF-DISCHARGE
- INSTALL IN ANY POSITION
- 100% MAINTENANCE FREE
- READY TO USE!

power on command



[www.landportbv.com](http://www.landportbv.com)



# LFP

MOTORCYCLE BATTERIES

## MODELS AND SPECIFICATIONS

Model	Article number	Voltage (V)	Capacity Ah (10hr)	Energy (Wh)	CCA A (EN)	Length (mm)	Width (mm)	Height (mm)	Total height (mm)	Layout	Terminal
LFP5	ML LFP5	12	1,6	19,2	105	107	56	85	85		
LFP01	ML LFP01	12	2	24	120	92	52	90	90		
LFP7	ML LFP7	12	2	24	120	107	56	85	85		
LFP7Z	ML LFP7Z	12	2,4	28,8	144	107	56	85	85		
LFP9	ML LFP9	12	3	36	180	134	65	92	92		
LFP14	ML LFP14	12	4	48	240	134	65	92	92		
LFP16	ML LFP16	12	5	60	300	165	86	130	130		
LFP20	ML LFP20	12	6	72	330	165	86	130	130		
LFP30	ML LFP30	12	8	96	420	165	86	130	130		

FOR APPLICATIONS PLEASE VISIT [WWW.LANDPORTBV.COM](http://WWW.LANDPORTBV.COM)

# HVT

## MOTORCYCLE BATTERIES

### ABSORBENT GLASS MAT TECHNOLOGY SPECIALLY DESIGNED FOR HEAVY V-TWIN MOTORCYCLES

Landport HVT is a starter battery with Absorbent Glass Mat technology which features advanced cranking performance and excellent vibration resistance. With its extremely robust and heat resistance casing this battery is specially designed for heavy V-twin motorcycles that require higher starting power than other motorcycles. This lead-acid battery is already factory activated (filled and charged) and therefore ready to use! It is 100% maintenance free, completely sealed, spill-proof and leak-proof which makes this battery ultra-safe. Best choice for all heavy V-twin motorcycles, especially Harley Davidson. Available in a range of 6V and 12V batteries from 8Ah to 30Ah.



#### FEATURES

- ABSORBENT GLASS MAT TECHNOLOGY
- ADVANCED STARTING POWER
- EXCELLENT VIBRATION RESISTANCE
- EXTREMELY ROBUST AND HEAT RESISTANCE CASING
- 100% MAINTENANCE FREE
- FACTORY ACTIVATED, READY TO USE!

power on command



[www.landportbv.com](http://www.landportbv.com)



## HVT

### MOTORCYCLE BATTERIES

#### MODELS AND SPECIFICATIONS

Model	Article number	Voltage (V)	Capacity Ah (10hr)	CCA A (EN)	Length (mm)	Width (mm)	Height (mm)	Total height (mm)	Layout	Terminal
HVT-3	MB HVT-3	12	14	220	148	87	145	145		
HVT-8	MB HVT-8	12	14	220	149	87	145	145		
HVT-1	MB HVT-1	12	20	320	175	87	155	155		
HVT-4	MB HVT-4	12	22	325	173	98	155	155		
HVT-5	MB HVT-5	12	22	325	173	98	155	155		
HVT-6	MB HVT-6	12	23	300	203	88	162	162		
HVT-2	MB HVT-2	12	30	450	169	131	175	175		
HVT-10*	MB HVT-10	6	22	-	115	100	214	214		
GHD14H-3**	MG GHD14H-3	12	14	220	149	87	144	144		
GHD20H-3**	MG GHD20H-3	12	19	290	176	87	154	154		
GHD30H-3**	MG GHD30H-3	12	30	430	166	130	175	175		

\* Please note that HVT-10 is a 6V conventional dry pre-charged battery without acid pack, suitable for classic Harley Davidson models.

\*\*Please note that GHD14H-3, GHD20H-3 and GHD30H-3 are HVT batteries with GEL technology instead of AGM technology.

# GEL

## MOTORCYCLE BATTERIES

### GEL TECHNOLOGY

**SUPERIOR STARTING POWER.**

**SUPERIOR VIBRATION RESISTANCE. READY TO USE!**

Landport GEL is a starter battery with gel technology which features maximum cranking performance and extreme vibration resistance. This battery is already factory activated (filled and charged) and therefore ready to use! It is 100% maintenance free, completely sealed, spill-proof and leak-proof which makes this battery ultra-safe. Landport GEL has a low rate of self-discharge which makes it ideal for seasonal use and long-term storage. Best choice for the latest motorcycles and powersport vehicles which not only need to start but also need additional power for onboard energy consumers. Available in a range of 12V batteries from 4Ah to 30Ah.



#### FEATURES

- GEL TECHNOLOGY
- SUPERIOR STARTING POWER
- SUPERIOR VIBRATION RESISTANCE
- VERY LOW SELF-DISCHARGE
- 100% MAINTENANCE FREE
- FACTORY ACTIVATED, READY TO USE!

power on command



[www.landportbv.com](http://www.landportbv.com)

**GEL**  
MOTORCYCLE BATTERIES



### MODELS AND SPECIFICATIONS

Model	Article number	Voltage (V)	Capacity Ah (10hr)	CCA A (EN)	Length (mm)	Width (mm)	Height (mm)	Total height (mm)	Layout	Terminal
GTX4-3	MG GTX4-3	12	3	40	114	71	86	86	[Diagram]	[Diagram]
GB4L-B	MG GB4L-B	12	4	40	114	71	86	86	[Diagram]	[Diagram]
GTX5-3	MG GTX5-3	12	4	60	114	71	107	107	[Diagram]	[Diagram]
GB5L-B	MG GB5L-B	12	5	60	120	60	130	130	[Diagram]	[Diagram]
GTZ7-S	MG GTZ7-S	12	6	70	113	70	107	107	[Diagram]	[Diagram]
GTX7-3	MG GTX7-3	12	6	90	114	71	130	130	[Diagram]	[Diagram]
GTX7A-4	MG GTX7A-4	12	6	110	151	88	94	94	[Diagram]	[Diagram]
GT7B-4	MG GT7B-4	12	6,5	90	151	65	93	93	[Diagram]	[Diagram]
GT9B-4	MG GT9B-4	12	8	100	151	70	105	105	[Diagram]	[Diagram]
GTX9-4	MG GTX9-4	12	8	100	151	88	107	107	[Diagram]	[Diagram]
GTZ10-S	MG GTZ10-S	12	8,6	170	151	87	94	94	[Diagram]	[Diagram]
GB9B	MG GB9B	12	9	100	136	75	141	141	[Diagram]	[Diagram]
GB10L-A2	MG GB10L-A2	12	10	160	134	89	145	145	[Diagram]	[Diagram]
GT12B-4	MG GT12B-4	12	10	150	151	70	130	130	[Diagram]	[Diagram]
GTX12-4	MG GTX12-4	12	10	160	151	87	131	131	[Diagram]	[Diagram]
GTZ12-S	MG GTZ12-S	12	11	190	151	87	110	110	[Diagram]	[Diagram]
GTZ14-S	MG GTZ14-S	12	11,2	200	151	87	110	110	[Diagram]	[Diagram]
GB12A-A	MG GB12A-A	12	12	120	136	81	158	158	[Diagram]	[Diagram]
GB12AL-A	MG GB12AL-A	12	12	120	136	81	158	158	[Diagram]	[Diagram]
GT14B-4	MG GT14B-4	12	12	190	151	70	147	147	[Diagram]	[Diagram]
GTX14-4	MG GTX14-4	12	12	180	151	87	147	147	[Diagram]	[Diagram]
GB14L-A2	MG GB14L-A2	12	14	180	134	90	166	166	[Diagram]	[Diagram]
GB16AL-A2	MG GB16AL-A2	12	16	215	205	70	162	162	[Diagram]	[Diagram]
GTX20-3	MG GTX20-3	12	18	250	175	87	156	156	[Diagram]	[Diagram]
GTX20-4	MG GTX20-4	12	18	250	175	87	156	156	[Diagram]	[Diagram]
G12-18	MG G12-18	12	18	190	181	77	167	167	[Diagram]	[Diagram]
G50N18LA2	MG G50N18LA2	12	19	300	205	89	164	164	[Diagram]	[Diagram]
G12-19	MG G12-19	12	21	230	181	76	167	167	[Diagram]	[Diagram]
GB16B	MG GB16B	12	19	200	177	101	157	157	[Diagram]	[Diagram]
GB16L-B	MG GB16L-B	12	19	200	177	101	157	157	[Diagram]	[Diagram]
G60-N30L-A	MG G60-N30L-A	12	30	325	178	123	166	166	[Diagram]	[Diagram]

FOR APPLICATIONS PLEASE VISIT [WWW.LANDPORTBV.COM](http://WWW.LANDPORTBV.COM)

# SLA

## MOTORCYCLE BATTERIES

**ABSORBENT GLASS MAT TECHNOLOGY**  
**ADVANCED STARTING POWER.**  
**EXCELLENT VIBRATION RESISTANCE. READY TO USE!**

Landport SLA is a starter battery with Absorbent Glass Mat technology which features advanced cranking performance and excellent vibration resistance. This lead-acid battery is already factory activated (filled and charged) and therefore ready to use! It is 100% maintenance free, completely sealed, spill-proof and leak-proof which makes this battery ultra-safe. Ideal for motorcycles and powersport vehicles on rough terrain and in all weather conditions such as all-terrain vehicles, jet-skis and snowmobiles. Available in a range of 12V batteries from 2Ah to 32Ah.



### FEATURES

- ABSORBENT GLASS MAT TECHNOLOGY
- ADVANCED STARTING POWER
- EXCELLENT VIBRATION RESISTANCE
- 100% MAINTENANCE FREE
- FACTORY ACTIVATED, READY TO USE!

power on command



[www.landportbv.com](http://www.landportbv.com)

# SLA

MOTORCYCLE BATTERIES



### MODELS AND SPECIFICATIONS

Model	Article number	Voltage (V)	Capacity Ah (10hr)	CCA A (EN)	Length (mm)	Width (mm)	Height (mm)	Total height (mm)	Layout	Terminal
YT4B-5	MB YT4B-5	12	2,3	40	113	38	86	86	[Diagram]	[Diagram]
SLA12-4S	MB SLA 12-4S	12	5	50	113	70	85	85	[Diagram]	[Diagram]
YB5L-B (S)	MB YB5L-B (S)	12	5	-	119	59	130	130	[Diagram]	[Diagram]
YTZ7-S	MB YTZ7-S	12	6	100	113	70	105	105	[Diagram]	[Diagram]
YTX7A-4	MB YTX7A-4	12	6	105	150	87	93	93	[Diagram]	[Diagram]
YT7B-4	MB YT7B-4	12	6,5	110	150	66	93	93	[Diagram]	[Diagram]
YTZ8V	MB YTZ8V	12	7	120	113	70	130	130	[Diagram]	[Diagram]
YT9B-4	MB YT9B-4	12	8	115	150	70	105	105	[Diagram]	[Diagram]
YTX9-4	MB YTX9-4	12	8	110	150	87	105	105	[Diagram]	[Diagram]
YTZ10-S	MB YTZ10-S	12	8,6	150	150	88	93	93	[Diagram]	[Diagram]
YT12B-4	MB YT12B-4	12	10	150	150	70	130	130	[Diagram]	[Diagram]
YTX12-4	MB YTX12-4	12	10	150	150	87	130	130	[Diagram]	[Diagram]
YTZ12-S	MB YTZ12-S	12	11	190	150	88	110	110	[Diagram]	[Diagram]
YTZ14-S	MB YTZ14-S	12	11,2	200	150	88	110	110	[Diagram]	[Diagram]
YT14B-4	MB YT14B-4	12	12	190	150	70	145	145	[Diagram]	[Diagram]
YTX14-4	MB YTX14-4	12	12	190	150	87	145	145	[Diagram]	[Diagram]
YB16CL-B (S)	MB YB16CL-B (S)	12	19	-	175	100	175	175	[Diagram]	[Diagram]
SLA12-22	MB SLA 12-22	12	22	230	181	76	167	167	[Diagram]	[Diagram]
YTX30L	MB YTX30L	12	30	385	166	126	173	173	[Diagram]	[Diagram]

# AGM

## MOTORCYCLE BATTERIES

### ABSORBENT GLASS MAT TECHNOLOGY ADVANCED STARTING POWER. EXCELLENT VIBRATION RESISTANCE.

Landport AGM is a starter battery with Absorbent Glass Mat technology which features advanced cranking performance and excellent vibration resistance. This lead-acid battery is dry pre-charged and comes with a fitting acid pack. Simply fill and charge the battery and it is ready to use! Once activated Landport AGM is completely spill-proof and 100% maintenance free. Suitable for motorcycles, scooters and powersport vehicles used all year round. Available in a range of 12V batteries from 2Ah to 24Ah.



#### FEATURES

- ABSORBENT GLASS MAT TECHNOLOGY
- ADVANCED STARTING POWER
- EXCELLENT VIBRATION RESISTANCE
- 100% MAINTENANCE FREE ONCE ACTIVATED

power on command



[www.landportbv.com](http://www.landportbv.com)

# AGM

MOTORCYCLE BATTERIES



### MODELS AND SPECIFICATIONS

Model	Article number	Voltage (V)	Capacity Ah (10hr)	CCA A (EN)	Length (mm)	Width (mm)	Height (mm)	Total height (mm)	Layout	Terminal
YT4B-BS	MB YT4B-BS	12	2,3	-	113	38	86	86	[Diagram]	[Diagram]
YTR4A-BS	MB YTR4A-BS	12	2,3	40	113	48	85	85	[Diagram]	[Diagram]
YTX4L-BS	MB YTX4L-BS	12	3	-	113	70	85	85	[Diagram]	[Diagram]
YTX5L-BS	MB YTX5L-BS	12	4	-	113	70	105	105	[Diagram]	[Diagram]
YTX7L-BS	MB YTX7L-BS	12	6	100	113	70	130	130	[Diagram]	[Diagram]
YTZ7S-BS	MB YTZ7S-BS	12	6	100	113	70	105	105	[Diagram]	[Diagram]
YTX7A-BS	MB YTX7A-BS	12	6	105	150	87	93	93	[Diagram]	[Diagram]
YT7B-BS	MB YT7B-BS	12	6,5	110	150	66	93	93	[Diagram]	[Diagram]
YT9B-BS	MB YT9B-BS	12	8	115	150	70	105	105	[Diagram]	[Diagram]
YTX9-BS	MB YTX9-BS	12	8	110	150	87	105	105	[Diagram]	[Diagram]
YTZ10S-BS	MB YTZ10S-BS	12	8,6	150	150	88	93	93	[Diagram]	[Diagram]
YTX9A-BS	MB YTX9A-BS	12	9	140	135	75	139	139	[Diagram]	[Diagram]
YT12A-BS	MB YT12A-BS	12	10	-	150	88	105	105	[Diagram]	[Diagram]
YT12B-BS	MB YT12B-BS	12	10	-	150	70	130	130	[Diagram]	[Diagram]
YTX12-BS	MB YTX12-BS	12	10	150	150	87	130	130	[Diagram]	[Diagram]
YTZ12S-BS	MB YTZ12S-BS	12	11	190	151	87	110	110	[Diagram]	[Diagram]
YTZ14S-BS	MB YTZ14S-BS	12	11,2	200	151	87	110	110	[Diagram]	[Diagram]
YTX14AH-BS	MB YTX14AH-BS	12	12	200	134	89	166	166	[Diagram]	[Diagram]
YTX14AHL-BS	MB YTX14AHL-BS	12	12	200	134	89	166	166	[Diagram]	[Diagram]
YTX14-BS	MB YTX14-BS	12	12	190	150	87	145	145	[Diagram]	[Diagram]
YTX14L-BS	MB YTX14L-BS	12	12	190	150	87	145	145	[Diagram]	[Diagram]
YT14B-BS	MB YT14B-BS	12	12	190	150	70	145	145	[Diagram]	[Diagram]
YTX15L-BS	MB YTX15L-BS	12	13	210	175	87	130	130	[Diagram]	[Diagram]
YTX16-BS	MB YTX16-BS	12	14	220	150	88	161	161	[Diagram]	[Diagram]
YTX16-BS-1	MB YTX16-BS-1	12	14	220	150	88	161	161	[Diagram]	[Diagram]
YTX18L-BS	MB YTX18L-BS	12	17,7	300	206	89	162	162	[Diagram]	[Diagram]
YTX20CH-BS	MB YTX20CH-BS	12	18	270	150	87	161	161	[Diagram]	[Diagram]
YTX20-BS	MB YTX20-BS	12	18	250	175	87	154	154	[Diagram]	[Diagram]
YTX20HL-BS	MB YTX20HL-BS	12	18	310	175	87	154	154	[Diagram]	[Diagram]
YTX20L-BS	MB YTX20L-BS	12	18	250	175	87	154	154	[Diagram]	[Diagram]
YTX24HL-BS	MB YTX24HL-BS	12	21	340	206	89	162	162	[Diagram]	[Diagram]

FOR APPLICATIONS PLEASE VISIT [WWW.LANDPORTBV.COM](http://WWW.LANDPORTBV.COM)

# DRY

## MOTORCYCLE BATTERIES

### CONVENTIONAL BATTERY

**ROBUST TECHNOLOGY. RELIABLE STARTING POWER.**

Landport DRY is a conventional battery with robust technology which delivers reliable starting power and ensures a long life. This lead-acid battery is dry pre-charged and comes with or without a separate acid pack for initial filling. Suitable for almost any motorcycle or scooter with basic power needs. Best choice for customers who are looking for a cheap, reliable starter battery. Available in a range of 6V and 12V batteries from 2Ah to 30Ah.

14



#### FEATURES

- CONVENTIONAL BATTERY
- ROBUST TECHNOLOGY
- RELIABLE STARTING POWER

power on command



[www.landportbv.com](http://www.landportbv.com)

# DRY pre-charged without acid pack

MOTORCYCLE BATTERIES



## MODELS AND SPECIFICATIONS

Model	Article number	Voltage (V)	Capacity Ah (10hr)	CCA A (EN)	Length (mm)	Width (mm)	Height (mm)	Total height (mm)	Layout	Terminal
YB3L-A	MB YB3L-A	12	3	30	100	57	110	110		
YB3L-B	MB YB3L-B	12	3	30	100	57	110	110		
YB4L-B	MB YB4L-B	12	4	50	121	71	92	92		
YB5L-B	MB YB5L-B	12	5	60	120	60	130	130		
YB7C-A	MB YB7C-A	12	8	110	132	92	116	116		
YB7-A	MB YB7-A	12	8	110	137	76	133	133		
YB7L-B	MB YB7L-B	12	8	110	137	76	133	133		
YB9B	MB YB9B	12	9	115	137	76	139	139		
YB9L-B	MB YB9L-B	12	9	115	137	76	139	139		
YB10L-A2	MB YB10L-A2	12	11	140	135	90	145	145		
YB10L-B	MB YB10L-B	12	11	140	135	90	145	145		
YB10L-B2	MB YB10L-B2	12	11	140	135	90	145	145		
YB12A-A	MB YB12A-A	12	12	160	134	80	160	160		
YB12A-B	MB YB12A-B	12	12	160	134	80	160	160		
YB12AL-A	MB YB12AL-A	12	12	160	134	80	160	160		
YB12AL-A2	MB YB12AL-A2	12	12	160	134	80	160	160		
YB14-A2	MB YB14-A2	12	14	180	135	91	166	166		
YB14A-A2	MB YB14A-A2	12	14	180	135	90	177	177		
YB14-B2	MB YB14-B2	12	14	180	135	91	166	166		
YB14L-A2	MB YB14L-A2	12	14	180	135	91	166	166		
YB14L-B2	MB YB14L-B2	12	14	180	135	91	166	166		
HYB16A-A	MB HYB16A-A	12	16	200	148	88	180	180		
YB16B-A	MB YB16B-A	12	16	200	157	89	162	162		
YB16B-A1	MB YB16B-A1	12	16	200	157	89	162	162		
YB16AL-A2	MB YB16AL-A2	12	16	200	206	70	164	164		
YB18L-A	MB YB18L-A	12	18	200	181	90	160	160		
YB16CL-B	MB YB16CL-B	12	19	240	175	100	175	175		
Y50N18LA2	MB Y50N18LA2	12	20	260	205	90	162	162		
Y60-N24A-LB	MB Y60-N24A-LB	12	24	260	187	128	167	167		
Y60-N24L-A	MB Y60-N24L-A	12	24	260	187	128	167	167		
YB30CL-B	MB YB30CL-B	12	30	300	167	131	192	192		
YB30L-B	MB YB30L-B	12	30	300	167	131	176	176		
Y60-N30-A	MB Y60-N30-A	12	30	300	187	128	167	167		
Y60-N30L-A	MB Y60-N30L-A	12	30	300	187	128	167	167		
Y60-N35L-A	MB Y60-N35L-A	12	30	300	233	131	167	167		

15

FOR APPLICATIONS PLEASE VISIT [WWW.LANDPORTBV.COM](http://WWW.LANDPORTBV.COM)





**MODELS AND SPECIFICATIONS**

Model	Article number	Voltage (V)	Capacity Ah (10hr)	CCA A (EN)	Length (mm)	Width (mm)	Height (mm)	Total height (mm)	Layout	Terminal
6N2-2A	MA 6N2-2A	6	2	10	70	46	97	97		
6N2A-2C-3	MA 6N2A-2C-3	6	2	10	71	47	105	105		
6N4A-4D	MA 6N4A-4D	6	4	10	60	60	130	130		
6N4C-1B	MA 6N4C-1B	6	4	10	69	70	104	104		
6N4-2A	MA 6N4-2A	6	4	10	71	71	94	94		
6N4-2A-4	MA 6N4-2A-4	6	4	10	71	71	94	94		
6N4-2A-7	MA 6N4-2A-7	6	4	10	71	71	94	94		
6N4B-2A	MA 6N4B-2A	6	4	10	101	47	95	95		
6N4B-2A-3	MA 6N4B-2A-3	6	4	10	101	47	95	95		
6N5,5-1D	MA 6N5,5-1D	6	5,5	10	88	70	98	98		
6N6-1D-2	MA 6N6-1D-2	6	6	30	99	56	109	109		
6N6-3B	MA 6N6-3B	6	6	30	99	58	109	109		
6N6-3B-1	MA 6N6-3B-1	6	6	30	99	58	109	109		
6N7-1 (B39-6)	MA 6N7-1 (B39-6)	6	7	30	125	48	125	125		
B49-6	MA B49-6	6	10	40	90	83	161	161		
6N11A-1B	MA 6N11A-1B	6	11	80	120	60	131	131		
6N11A-3A	MA 6N11A-3A	6	11	80	120	60	131	131		
6N11A-4	MA 6N11A-4	6	11	80	120	60	131	131		
6N12A-2C	MA 6N12A-2C	6	12	80	154	55	115	115		
6N12A-2D	MA 6N12A-2D	6	12	80	154	55	115	115		
B38-6A	MA B38-6A	6	13	30	117	82	160	160		
YB2,5L-C2	MA YB2,5L-C2	12	2,5	10	80	70	106	106		
YB3L-A	MA YB3L-A	12	3	30	100	57	110	110		
YB3L-B	MA YB3L-B	12	3	30	100	57	110	110		
YB4L-A	MA YB4L-A	12	4	50	121	71	92	92		
YB4L-B	MA YB4L-B	12	4	50	121	71	92	92		
YB5L-B	MA YB5L-B	12	5	60	120	60	130	130		
12N5,5A-3B	MA 12N5,5A-3B	12	5,5	55	105	91	115	115		
12N5,5-3B	MA 12N5,5-3B	12	5,5	55	135	60	130	130		
12N5,5-4A	MA 12N5,5-4A	12	5,5	55	135	60	130	130		
12N5,5-4B	MA 12N5,5-4B	12	5,5	55	135	60	130	130		
YB7C-A	MA YB7C-A	12	7	110	132	92	116	116		
12N7-3B-2	MA 12N7-3B-2	12	7	70	137	76	133	133		
12N7-4B	MA 12N7-4B	12	7	70	137	76	133	133		

Model	Article number	Voltage (V)	Capacity Ah (10hr)	CCA A (EN)	Length (mm)	Width (mm)	Height (mm)	Total height (mm)	Layout	Terminal
YB7-A	MA YB7-A	12	7	110	137	76	133	133		
YB7L-B	MA YB7L-B	12	7	110	137	76	133	133		
YB9A-A	MA YB9A-A	12	9	115	137	76	152	152		
YB9B	MA YB9B	12	9	115	137	76	139	139		
YB9L-A2	MA YB9L-A2	12	9	120	137	76	139	139		
YB9L-B	MA YB9L-B	12	9	115	137	76	139	139		
YB10L-A2	MA YB10L-A2	12	11	140	135	90	145	145		
YB10L-B	MA YB10L-B	12	11	140	135	90	145	145		
YB10L-B2	MA YB10L-B2	12	11	140	135	90	145	145		
YB12A-A	MA YB12A-A	12	12	160	134	80	160	160		
YB12A-B	MA YB12A-B	12	12	160	134	80	160	160		
YB12AL-A	MA YB12AL-A	12	12	160	134	80	160	160		
YB12AL-A2	MA YB12AL-A2	12	12	160	134	80	160	160		
YB12C-A	MA YB12C-A	12	12	160	135	80	174	174		
YB12B-B2	MA YB12B-B2	12	12	160	160	90	131	131		
YB14-A2	MA YB14-A2	12	14	180	135	91	166	166		
YB14A-A2	MA YB14A-A2	12	14	180	135	90	177	177		
YB14-B2	MA YB14-B2	12	14	180	135	91	166	166		
YB14L-A2	MA YB14L-A2	12	14	180	135	91	166	166		
YB14L-B2	MA YB14L-B2	12	14	180	135	91	166	166		
HYB16A-A	MA HYB16A-A	12	16	200	148	88	180	180		
YB16B-A	MA YB16B-A	12	16	200	157	89	162	162		
YB16B-A1	MA YB16B-A1	12	16	200	157	89	162	162		
YB16AL-A2	MA YB16AL-A2	12	16	200	206	70	164	164		
YB18A	MA YB18A	12	18	200	181	90	160	160		
YB18L-A	MA YB18L-A	12	18	200	181	90	160	160		
YB16B	MA YB16B	12	19	240	175	99	155	155		
YB16CL-B	MA YB16CL-B	12	19	240	175	100	175	175		
YB16L-B	MA YB16L-B	12	19	240	175	99	155	155		
12Y16A-3B	MA 12Y16A-3B	12	19	240	185	81	169	169		
Y50N18LA2	MA Y50N18LA2	12	20	260	205	90	162	162		
Y60-N24L-A	MA Y60-N24L-A	12	24	260	187	128	167	167		
YHD4-12	MA YHD4-12	12	29	260	202	131	163	163		
YB30CL-B	MA YB30CL-B	12	30	300	167	131	192	192		
YB30L-B	MA YB30L-B	12	30	300	167	131	176	176		
Y60-N30-A	MA Y60-N30-A	12	30	300	187	128	167	167		
Y60-N30L-A	MA Y60-N30L-A	12	30	300	187	128	167	167		

# L&G

## LAWN & GARDEN BATTERIES

### SPECIALLY DESIGNED LINEUP FOR LAWN & GARDEN MACHINERY

Landport L&G contains a comprehensive lineup of batteries especially designed for lawn & garden machinery. The range is divided into 3 categories. Landport SMF is a lawn & garden battery with calcium/calcium technology featuring great cranking performance and extreme vibration resistance. This battery is filled and charged, 100% maintenance free and ready to use just like the Landport SLA which is a lawn & garden battery with AGM technology. Landport DRY is a conventional lead-acid battery which is available pre-charged with or without acid pack.



#### FEATURES

##### SMF | CALCIUM/CALCIUM TECHNOLOGY

FILLED AND CHARGED,  
100% MAINTENANCE FREE, READY TO USE

##### SLA | AGM TECHNOLOGY

FILLED AND CHARGED, COMPLETELY SEALED,  
READY TO USE

##### DRY | CONVENTIONAL TECHNOLOGY

DRY PRE-CHARGED (WITH ACID PACK)

power on command



[www.landportbv.com](http://www.landportbv.com)

# L&G

LAWN & GARDEN BATTERIES



### MODELS AND SPECIFICATIONS

Model	Article number	Category	Voltage (V)	Capacity Ah (10hr)	CCA (EN)	Length (mm)	Width (mm)	Height (mm)	Total Height (mm)	Layout	Terminal
U1-250MF	LB U1-250MF	SMF	12	22	250	196	132	159	185	[Diagram]	[Diagram]
U1-R250MF	LB U1-R250MF	SMF	12	22	250	196	132	159	185	[Diagram]	[Diagram]
U1-300MF	LB U1-300MF	SMF	12	24	300	196	132	159	185	[Diagram]	[Diagram]
U1-R300MF	LB U1-R300MF	SMF	12	24	300	196	132	159	185	[Diagram]	[Diagram]
SLA 12-20A	LB SLA 12-20A	SLA	12	20	180	181	76	167	167	[Diagram]	[Diagram]
U1-250 SLA	LB U1-250 SLA	SLA	12	22*	250	197	130	159	170	[Diagram]	[Diagram]
U1R-250 SLA	LB U1R-250 SLA	SLA	12	22*	250	197	130	159	170	[Diagram]	[Diagram]
U1-280 SLA	LB U1-280 SLA	SLA	12	24*	280	197	130	159	170	[Diagram]	[Diagram]
U1R-280 SLA	LB U1R-280 SLA	SLA	12	24*	280	197	130	159	170	[Diagram]	[Diagram]
SLA 12-24R	LB SLA 12-24R	SLA	12	24	180	196	130	157	180	[Diagram]	[Diagram]
12N18-3A	LB 12N18-3A	DRY	12	18	190	205	90	162	162	[Diagram]	[Diagram]
Y50N18A-A	LB Y50N18A-A	DRY	12	20	260	205	90	176	176	[Diagram]	[Diagram]
12N24-3A	LB 12N24-3A	DRY	12	24	200	184	125	173	173	[Diagram]	[Diagram]
12N24-4A	LB 12N24-4A	DRY	12	24	200	184	125	170	170	[Diagram]	[Diagram]
12N24-3	LB 12N24-3	DRY	12	24	200	185	125	167	167	[Diagram]	[Diagram]
12N24-4	LB 12N24-4	DRY	12	24	200	185	125	167	167	[Diagram]	[Diagram]
12N24-3A	LA 12N24-3A	DRY (+acid)	12	24	200	184	125	173	173	[Diagram]	[Diagram]
12N24-3	LA 12N24-3	DRY (+acid)	12	24	200	185	125	167	167	[Diagram]	[Diagram]
12N24-4	LA 12N24-4	DRY (+acid)	12	24	200	185	125	167	167	[Diagram]	[Diagram]

\* equivalent capacity to conventional technology

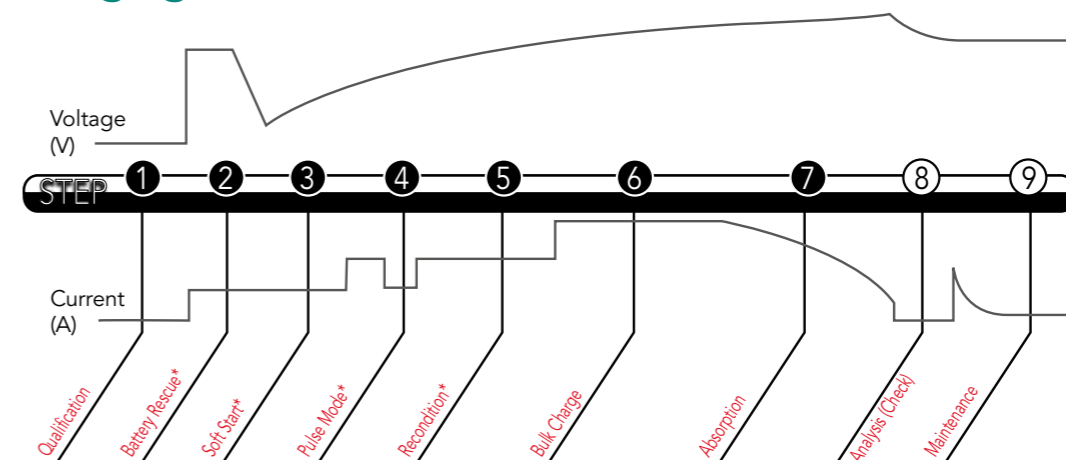
FOR APPLICATIONS PLEASE VISIT [WWW.LANDPORTBV.COM](http://WWW.LANDPORTBV.COM)

# CHARGERS

& ACCESSORIES

ART. NO.	DESCRIPTION	VOLT	AMP	
PS SC10	SC Power Premium Charger - Maintainer Automatic charger for all lead acid batteries (conventional, gel, AGM) up to 60Ah	6/12V	1,0A	
PS SC38	SC Power Premium Charger - Maintainer Automatic charger for all lead acid batteries up to 120Ah and 12V lithium batteries (LiPO and LiFePO4)	6/12V	0,8/ 3,8A	
PS SC70	SC Power Premium Charger - Maintainer Automatic charger for all lead acid batteries up to 240Ah and charging programs especially for start-stop EFB/AGM (OBDII cable included)	12V	1,8/ 7,0A	
<b>NEW!</b> PS SCZ8	SC Charger - Maintainer Automatic charger for all lead acid batteries up to 25 Ah as charger, up to 80 Ah as maintainer	12V	0,8A	
PS SCACC01	SC Power permanent connection cable with fuses			
PS SCACC02	SC Power cigarette lighter socket			

## 9 step charging curve • Lead/Acid 12 volts



Steps 2, 3, 4 and 5 are desulfation

**1. Qualification:** ensure the battery is in good condition before launching of normal charge processes.

**2. Battery recovery:** battery recovery starts if battery voltage has increased abnormally during the first charging cycles.

**3. Soft start:** a soft charge starts when the charger has detected a battery at a very low initial state of charge

**4. Pulse mode:** This pulse charge helps the newly recovered battery to continue to accept charge as it enters the reconditioning step.

**5. Reconditioning:** the reconditioning step starts once pulse charge is complete. During this step, the battery is charged with a higher voltage and current to "re-activate" the battery plates

**6. Bulk charge:** when the battery is now having gone through Qualification and Recovery steps, the Bulk Charge gives the battery constant current, taking the battery up to 80 % of its full capacity

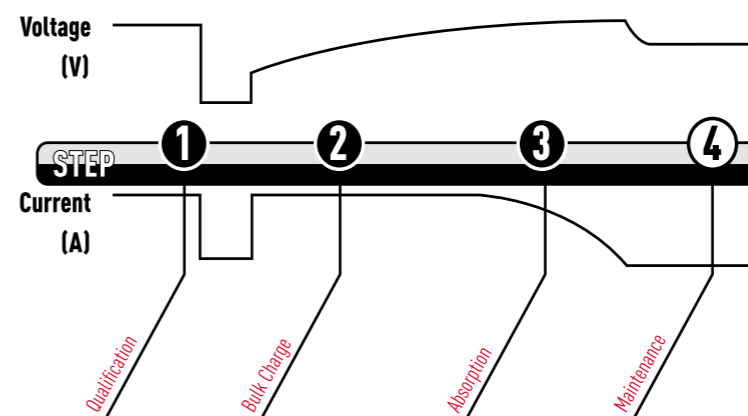
**7. Absorption:** during this step, a constant voltage is given to the battery while current is decreasing. This step allows the battery to be 100% charged

**8. Analysis and check:** the battery will now be checked to ensure that it is holding the charge

**9. Maintenance:** the battery can be left safely connected to the charger indefinitely. The charger will constantly monitor the battery and "turn on" again as needed to maintain the battery at a full state of charge.

\*Asterisks denote the steps of battery recovery processing (desulfation)

## 4 step charging curve • Lead/Acid 6 volts, Lithium 12 v



[www.landportbv.com](http://www.landportbv.com)

# SC10 1A Charger



The **SC10** is the smallest smart charger in the SC Power line-up.


Our smart charger/maintainer is ideal for motorcycles, scooters, jet skis, ATVs and lawn mowers.

The charger is fully automatic for both 6 and 12V lead acid batteries, and has the ability to reverse sulfation in most 12V lead acid batteries.



**Heavy Duty crocodile clamps with soldered leads and an O-ring for easy connections are included**

## Technical specifications :

<b>Applications</b>	For all lead acid batteries (Conventional, Gel, AGM) up to 60 Ah
<b>Input voltage</b>	100-240 volts automatic
<b>Output voltage</b>	Automatic selection of the voltage 6V or 12V Memory of the last selection in case of power failure
<b>Output current</b>	1 A
<b>Charging program</b>	The SC10, through its advanced microprocessor, performs up to 9 different charging/inspection functions on 12 volt batteries. While 6 volt batteries have 4 separate charge/inspection functions available. The SC10 will reverse sulfation in most batteries.
<b>Ingress protection rate</b>	IP 65
<b>Safety features</b>	Reverse polarity, short circuit, spark proof, overload, overheat and auto-stop
<b>Certifications</b>	CE RoHS 
<b>Sizes</b>	L 122,5 mm x W 74 mm x H 42 mm
<b>Weight</b>	320 gr



[www.landportbv.com](http://www.landportbv.com)

# SC38 3,8 A Charger




The **SC38** is our universal Lead Acid/12V Lithium charger in the SC Power line-up and is suitable for small vehicles (motor-cycles, scooters, lawn equipment, ...), and for vehicles with battery capacities up to 120 Ah.

This charger is fully automatic for 6 V and 12V Lead Acid batteries and for all 12V Lithium LiFePO4 starting batteries. This charger has the ability to reverse sulfation in most 12V lead acid batteries. CAN-Bus function : Unlike a conventional charger, the SC38 communicates with the new BMW electrical circuit to reconnect the CAN-Bus controlled socket when the ignition is switched off and allows the battery to be charged through the CAN-Bus controlled socket.



**Heavy Duty crocodile clamps with soldered leads and an O-ring for easy connections are included**

## Technical specifications :

<b>Applications</b>	For all Lead Acid 6V/12V batteries up to 120 Ah and 12V Lithium batteries (LiFePO4)
<b>Input voltage</b>	100-240 Volts automatic
<b>Output voltage/current</b>	6 V -> 0,8 A • 12 V -> 0,8/3,8 A selectable
<b>SC38 specific function</b>	CAN Bus function for BMW
<b>Charging program</b>	The SC38, through its advanced microprocessor, performs up to 9 different charging/inspection functions on 12 volt Lead Acid batteries. While 6 volt batteries have 4 separate charge/inspection functions available. The SC38 will reverse sulfation in most batteries.
<b>Ingress protection rate</b>	IP 65
<b>Safety features</b>	Reverse polarity, short circuit, spark proof, overload, overheat and auto-stop
<b>Certifications</b>	CE RoHS 
<b>Sizes</b>	L 156 mm x W 98,6 mm x H 50,2 mm
<b>Weight</b>	530 gr



[www.landportbv.com](http://www.landportbv.com)

# SC70 7,0 A Charger




The **SC70** is the ideal product for cars, lawn mowers, vans and for all vehicles with battery capacity up to 240 Ah

It offers charging programs especially developed for Start & Stop batteries : AGM VRLA and EFB

The OBDII cable is included for today's technically advanced vehicles allowing the car to maintain power during battery replacement without memory loss.

**+ Heavy duty crocodile clamps with OBDII cable are included**

## Technical specifications :

<b>Applications</b>	For all Lead Acid 12V batteries up to 240 Ah.
<b>Input voltage</b>	100-240 Volts automatic
<b>Voltage range</b>	100-120 Volts for North America
<b>Output voltage</b>	12 Volts
<b>Output current</b>	1,8 A / 7,0 A selectable
<b>Charging program</b>	The SC70, through its advanced microprocessor, performs up to 9 different charging/inspection functions. Special charging programs for Start & Stop batteries : AGM VRLA and EFB.
<b>Ingress protection rate</b>	IP 65
<b>Safety features</b>	Reverse polarity, short circuit, spark proof, overload, overheat and auto-stop
<b>Memory data saver</b>	Yes through OBDII cable (provided)
<b>Certifications</b>	CE RoHS 
<b>Sizes</b>	L 192 mm x W 106,7 mm x H 59,2 mm
<b>Weight</b>	836 gr



[www.landportbv.com](http://www.landportbv.com)

# SCZ8 0,8 A Charger 12V - 800 mA



The SCZ8 is the new charger of the SC CHARGER trademark. It is fully automatic. This charger/maintener is designed to charge 12V acid-lead conventional batteries from 1.6 to 25 Ah. (Maintenance-free, AGM and Gel) 80 Ah with maintenance phase.

The charge is automatic and controlled by microprocessor.

This charger / maintener is ideal for motorbikes, ATVs, lawn mowers, jet skis, little boats.

Easy to use : connect the battery, switch on the charger and the charge is launched automatically.

No risk of battery overload.

Charge 100% automatic (when the battery voltage is > 7 V) and maintain the charge. The charger can remain permanently connected during winter without risk for the battery.

Memorise the settings of the vehicle

Automatic stand-by mode if the battery is disconnected

Auto restart function in case of a power cut



**+ Supplied with clamps & Eyelets**

## Technical specifications:

<b>Applications</b>	For all acid-lead batteries (conventional, maintenance free, AGM and Gel) : Scooters, motorbikes, jet skis, , lawn mowers, ATVs, little boats
<b>Input voltage</b>	100-240 Volts AC
<b>Output voltage</b>	14.4 V DC
<b>Output current</b>	0.8 A
<b>Smart charger</b>	Yes
<b>Charge program</b>	4 charging steps controlled by microprocessor : 1 – Test of the battery 2 – Bulk charge with constant voltage until 14.4 V 3 – Absorption charge with constant current until 0.08 A 4 – Maintenance charge
<b>Protection rating</b>	IP44
<b>Protections</b>	Sparks proof, polarity reversal, overcharging , short circuits
<b>Norm</b>	CE RoHS
<b>Dimensions</b>	21,9 cm x 15,1 cm x 6 cm
<b>Poids</b>	425 grams



**BATTERY CROSSLIST | WHICH BATTERY ALSO FITS?**

**Landport DRY, 6 Volt**

Battery	DIN	AGM	SLA	HVT	GEL	LFP**
6N2A-2C-3	00214	-	-	-	-	-
6N2-2A	00299	-	-	-	-	-
6N4-2A	00411	-	-	-	-	-
6N4B-2A-3	00412	-	-	-	-	-
6N4A-4D	00413	-	-	-	-	-
6N4-2A-4	00414	-	-	-	-	-
6N4-2A-7	00414	-	-	-	-	-
6N4C-1B	00415	-	-	-	-	-
6N4B-2A	00495	-	-	-	-	-
6N6-3B	00611	-	-	-	-	-
6N6-3B-1	00612	-	-	-	-	-
6N6-1D-2	00613	-	-	-	-	-
6N5,5-1D	00617	-	-	-	-	-
6N7-1 (B39-6)	00714	-	-	-	-	-
B49-6	00811	-	-	-	-	-
6N11A-4	01117	-	-	-	-	-
6N11A-1B	01199	-	-	-	-	-
6N11A-3A	01214	-	-	-	-	-
6N12A-2D	01225	-	-	-	-	-
6N12A-2C	01299	-	-	-	-	-
B38-6A	01411	-	-	-	-	-

**Landport DRY, 12 Volt**

Battery	DIN	AGM	SLA	HVT	GEL	LFP**
YB2,5L-C2	50311	-	-	-	-	-
YB3L-A	50312	-	-	-	-	-
YB3L-B	50313	-	-	-	-	-
YB4L-B	50411	YTX4L-BS	SLA 12-4S	-	GB4L-B	LFP5
YB4L-A	50413	YTX4L-BS	SLA 12-4S	-	GB4L-B	LFP5
YB5L-B	50512	-	YB5L-B (S)	-	GB5L-B	LFP5
12N5,5-3B	50611	-	-	-	-	LFP5
12N5,5A-3B	50612	-	-	-	-	LFP5
12N5,5-4A	-	-	-	-	-	LFP5
12N5,5-4B	50613	-	-	-	-	LFP5
YB7C-A	50701	-	-	-	-	LFP7
12N7-3B-2	-	-	-	-	-	LFP7
12N7-4B	50711	-	-	-	-	LFP7
YB7L-B	50712	-	-	-	-	LFP7
YB7-A	50813	-	-	-	-	LFP7
YB9B	50914	-	-	-	GB9B	LFP7Z
YB9L-B	50915	-	-	-	-	LFP7Z
YB9L-A2	50916	-	-	-	-	LFP7Z
YB10L-A2	51112	-	-	-	GB10L-A2	LFP14

**BATTERY CROSSLIST | WHICH BATTERY ALSO FITS?**

YB10L-B	51113	-	-	-	GB10L-A2	LFP14
YB10L-B2	51113	-	-	-	GB10L-A2	LFP14
YB12A-A	51211	-	-	-	GB12A-A	LFP14
YB12B-B2	51212	-	-	-	-	LFP14
YB12AL-A	51213	-	-	-	GB12AL-A	LFP14
YB12AL-A2	51213	-	-	-	GB12AL-A	LFP14
YB12A-B	51215	-	-	-	GB12A-A	LFP14
YB12C-A	51294	-	-	-	-	LFP14
YB14L-A2	51411	YTX14AHL-BS	-	-	GB14L-A2	LFP14
YB14-A2	51412	YTX14AH-BS	-	-	-	LFP14
YB14L-B2	51413	YTX14AHL-BS	-	-	GB14L-A2	LFP14
YB14-B2	51414	YTX14AH-BS	-	-	-	LFP14
YB14A-A2	51492	-	-	-	-	LFP14
HYB16A-A	51612	-	-	-	-	LFP14
YB16B-A	51615	YTX16-BS	-	-	-	LFP14
YB16AL-A2	51616	-	-	-	GB16AL-A2	LFP14
YB16B-A1	51617	YTX16-BS-1	-	-	-	LFP14
YB18A	51811	-	-	-	-	LFP16
12Y16A-3B	51814	-	SLA 12-22	-	G12-19	-
YB18L-A	51815	-	-	-	-	LFP16
YB16L-B	51911	-	-	HVT-4	GB16L-B	LFP16
YB16B	51912	-	-	HVT-5	GB16B	LFP16
YB16CL-B	51914	-	YB16CL-B (S)	-	-	LFP16
Y50N18LA2	52012	YTX18L-BS	-	HVT-6	G50N18LA2	LFP20
Y60-N24L-A	52515	-	-	-	-	LFP30
Y60-N30L-A	53030	-	-	-	G60-N30L-A	LFP30
Y60-N30-A	53034	-	-	-	-	LFP30
YHD4-12	53236	-	-	-	-	LFP30
YB9A-A	50913S	-	-	-	-	LFP7Z
YB30L-B	53035S	-	-	HVT-2	-	LFP30
YB30CL-B	53036S	-	-	-	-	LFP30

**Landport AGM, 12 Volt**

Battery	DIN	AGM	SLA	HVT	GEL	Lithium **
YT4B-BS	50302	n/a	YT4B-5	-	-	-
YTR4A-BS	50303	n/a	-	-	-	-
YTX4L-BS	50314	n/a	SLA 12-4S	-	GTX4-3	LFP5
YTX5L-BS	50412	n/a	-	-	GTX5-3	LFP5
YTX7L-BS	50614	n/a	-	-	GTX7-3	LFP7
YTX7A-BS	50615	n/a	YTX7A-4	-	GTX7A-4	LFP7Z
YTZ7S-BS	50702	n/a	YTZ7-S	-	GTZ7-S	LFP7Z
YT7B-BS	50798	n/a	YT7B-4	-	GT7B-4	LFP9
YTZ10S-BS	50801	n/a	YTZ10-S	-	GTZ10-S	LFP14
YTX9-BS	50812	n/a	YTX9-4	-	GTX9-4	LFP9
YTZ12S-BS	50901	n/a	YTZ12-S	-	GTZ12-S	LFP14

**BATTERY CROSSLIST | WHICH BATTERY ALSO FITS?**

YT9B-BS	50902	n/a	YT9B-4	-	GT9B-4	LFP9
YTX12-BS	51012	n/a	YTX12-4	-	GTX12-4	LFP14
YT12A-BS	51101	n/a	YTZ12-S	-	GTZ12-S	LFP14
YTZ14S-BS	51102	n/a	YTZ14-S	-	GTZ14-S	LFP14
YT12B-BS	51201	n/a	YT12B-4	-	GT12B-4	LFP14
YT14B-BS	51203	n/a	YT14B-4	-	GT14B-4	LFP14
YTX14L-BS	51205	n/a	-	HVT-3	-	LFP14
YTX14-BS	51214	n/a	YTX14-4	HVT-8	GTX14-4	LFP14
YTX16-BS-1	51401	n/a	-	-	-	LFP14
YTX16-BS	51402	n/a	-	-	-	LFP14
YTX18L-BS	-	n/a	-	HVT-6	G50N18LA2	LFP20
YTX20L-BS	51801	n/a	-	HVT-1	GTX20-3	LFP20
YTX20-BS	51802	n/a	-	-	GTX20-4	LFP20
YTX9A-BS	80914	n/a	-	-	GB9B	LFP7Z
YTX14AH-BS	81401	n/a	-	-	-	LFP14
YTX14AHL-BS	81402	n/a	-	-	GB14L-A2	LFP14
YTX15L-BS	81500	n/a	-	-	-	LFP16
YTX20CH-BS	82002	n/a	-	-	-	LFP14
YTX20HL-BS	82003	n/a	-	HVT-1	GTX20-3	LFP20
YTX24HL-BS	82400	n/a	-	HVT-6	-	LFP20

**Landport SLA, 12 Volt**

Battery	DIN	AGM	SLA	HVT	GEL	LFP**
YT4B-5	50302	YT4B-BS	n/a	-	-	-
SLA 12-4S	50314	YTX4L-BS	n/a	-	GTX4-3	LFP5
YB5L-B (S)	50512	-	n/a	-	GB5L-B	LFP5
YTX7A-4	50699	YTX7A-BS	n/a	-	GTX7A-4	LFP7Z
YTZ7-S	50702	YTZ7S-BS	n/a	-	GTZ7-S	LFP7Z
YT7B-4	50798	YT7B-BS	n/a	-	GT7B-4	LFP9
YTZ10-S	50801	YTZ10S-BS	n/a	-	GTZ10-S	LFP14
YTX9-4	50899	YTX9-BS	n/a	-	GTX9-4	LFP9
YTZ12-S	50901	YT12A-BS	n/a	-	GTZ12-S	LFP14
YT9B-4	50902	YT9B-BS	n/a	-	GT9B-4	LFP9
YTX12-4	51099	YTX12-BS	n/a	-	GTX12-4	LFP14
YTZ14-S	51102	YTZ14S-BS	n/a	-	GTZ14-S	LFP14
YT12B-4	51201	YT12B-BS	n/a	-	GT12B-4	LFP14
YT14B-4	51203	YT14B-BS	n/a	-	GT14B-4	LFP14
YTX14-4	51214	YTX14-BS	n/a	HVT-8	GTX14-4	LFP14
YB16CL-B (S)	51914	-	n/a	-	-	LFP16
SLA 12-22	52113	-	n/a	-	G12-19	-
YTX30L	83000	-	n/a	HVT-2	-	LFP30

**BATTERY CROSSLIST | WHICH BATTERY ALSO FITS?**
**Landport GEL, 12 Volt**

Battery	DIN	AGM	SLA	HVT	GEL	LFP**
GTX4-3	50314	YTX4L-BS	SLA 12-4S	-	n/a	LFP5
GB4L-B	50411	YTX4L-BS	SLA 12-4S	-	n/a	LFP5
GTX5-3	50412	YTX5L-BS	-	-	n/a	LFP5
GB5L-B	50512	-	-	-	n/a	LFP5
GTX7-3	50614	YTX7L-BS	-	-	n/a	LFP7
GTX7A-4	50615	YTX7A-BS	YTX7A-4	-	n/a	LFP7Z
GTZ7-S	50702	YTZ7S-BS	YTZ7-S	-	n/a	LFP7Z
GT7B-4	50798	YT7B-BS	YT7B-4	-	n/a	LFP9
GTX9-4	50812	YTX9-BS	YTX9-4	-	n/a	LFP9
GTZ12-S	50901	YTZ12S-BS	YTZ12-S	-	n/a	LFP14
GT9B-4	50902	YT9B-BS	YT9B-4	-	n/a	LFP9
GB9B	50914	YTX9A-BS	-	-	n/a	LFP7Z
GTZ10-S	50922	YTZ10S-BS	YTZ10-S	-	n/a	LFP14
GTX12-4	51012	YTX12-BS	YTX12-4	-	n/a	LFP14
GTZ14-S	51102	YTZ14S-BS	YTZ14-S	-	n/a	LFP14
GB10L-A2	51112	-	-	-	n/a	LFP14
GT12B-4	51201	YT12B-BS	YT12B-4	-	n/a	LFP14
GT14B-4	51203	YT14B-BS	YT14B-4	-	n/a	LFP14
GB12A-A	51211	-	-	-	n/a	LFP14
GB12AL-A	51213	-	-	-	n/a	LFP14
GTX14-4	51214	YTX14-BS	YTX14-4	HVT-8	n/a	LFP14
GB14L-A2	51411	YTX14AHL-BS	-	-	n/a	LFP14
GB16AL-A2	51616	-	-	-	n/a	LFP14
GB16L-B	51911	-	-	HVT-4	n/a	LFP16
GB16B	51912	-	-	HVT-5	n/a	LFP16
G12-19	51913	-	SLA 12-22	-	n/a	-
G50N18LA2	52012	-	-	HVT-6	n/a	LFP20
GTX20-4	52013	YTX20L-BS	-	-	n/a	LFP20
GTX20-3	52014	YTX20-BS	-	HVT-1	n/a	LFP20
G60-N30L-A	53030	-	-	-	n/a	LFP30